

ENOSI® EVO

SCHEMA DI MONTAGGIO/assembling scheme ANTE LEGNO wooden doors

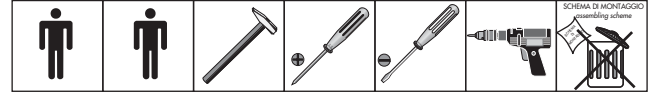


CODICE code	777.700.690
DISEGNO drawing	SM 56017
DATA date	19-11-2013
PAGINA page	1/2
INDICE DI REVISIONE N° last revision no.	1
DATA REVISIONE last date	23/02/2015

CODE	COLOUR	CODE	COLOUR	CODE	COLOUR	CODE	Ø x L	COLOUR	CODE	COLOUR	CODE	COLOUR	CODE	Ø x L	COLOUR
507052319	NICKEL	507063619	NICKEL	507065019	NICKEL	404400419	ARGENTO	506940309	3,5 x 15	ZINCATO	404400519	ARGENTO	508011962	4MA x 22,5	ZINCATO
									1/8" x 9/16"	Zinc Plated				4MA x 7/8"	zinc plated
P		Q		R		A1		B1			C1		E		F4

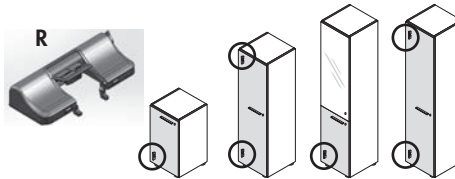
AMMORTIZZATORE
PER ANTE LEGNO
damper for
wooden doors

**N.B. PER IL MONTAGGIO
SEGUIRE LE FASI NUMERATE**
assemble following the numbered phases



FASI / phases 1-2-3-4-5-6-7


Applicazione ammortizzatore: Damper application:



Montaggio: Assembly:

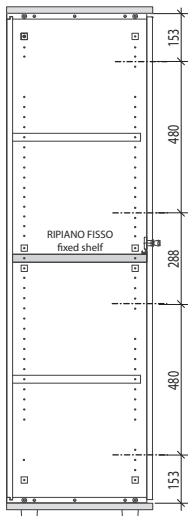
Technical specifications:
- Damper for hinges wooden doors.
- The damper strength can be adjusted by the adjustment screw both manually and by screwdriver.
- Easy assembling with a clip, no tools required.

Caratteristiche tecniche:
- Ammortizzatore per cerniere ante legno.
- La forza dell'ammortizzatore può essere regolata dalla vite di regolazione, sia manualmente che con il cacciavite.
- Facilità di montaggio con una clip, senza attrezzi.


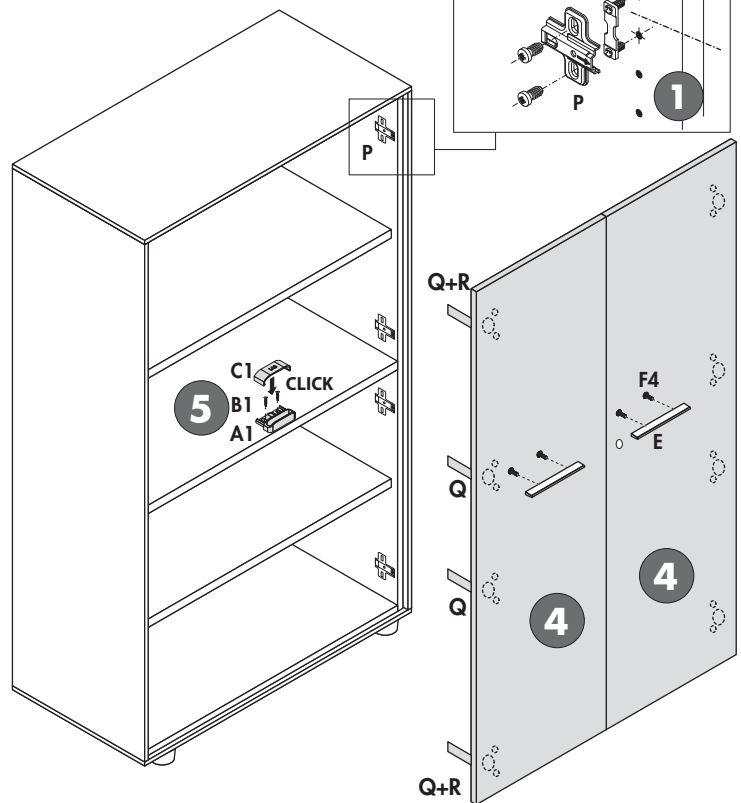
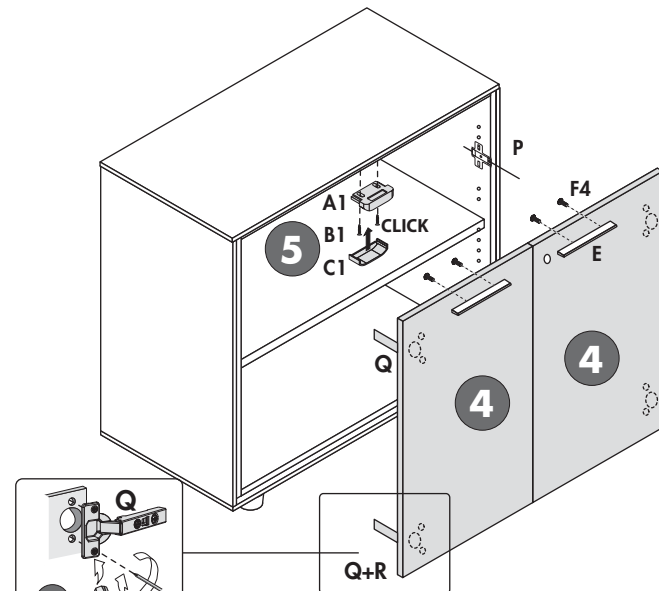
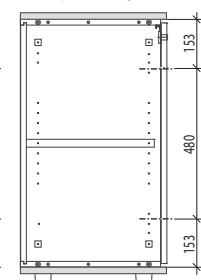


MONTAGGIO BASETTE
PER CERNIERE
base plates for hinges

1



MONTAGGIO BASETTE
PER CERNIERE
base plates for hinges

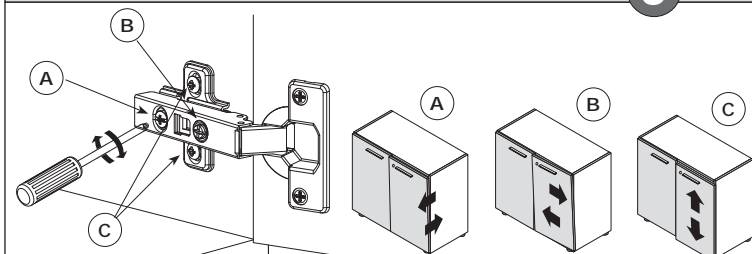


Montaggio ante Assembling doors

4

REGOLAZIONE ANTE / adjusting doors

6



4a Posizionare la parte anteriore della cerniera nella parte anteriore della basetta.
Place the front part of the hinge on the front side of the mounting plate.



4b Far ruotare l'ala.
Rotate the arm of the hinge.

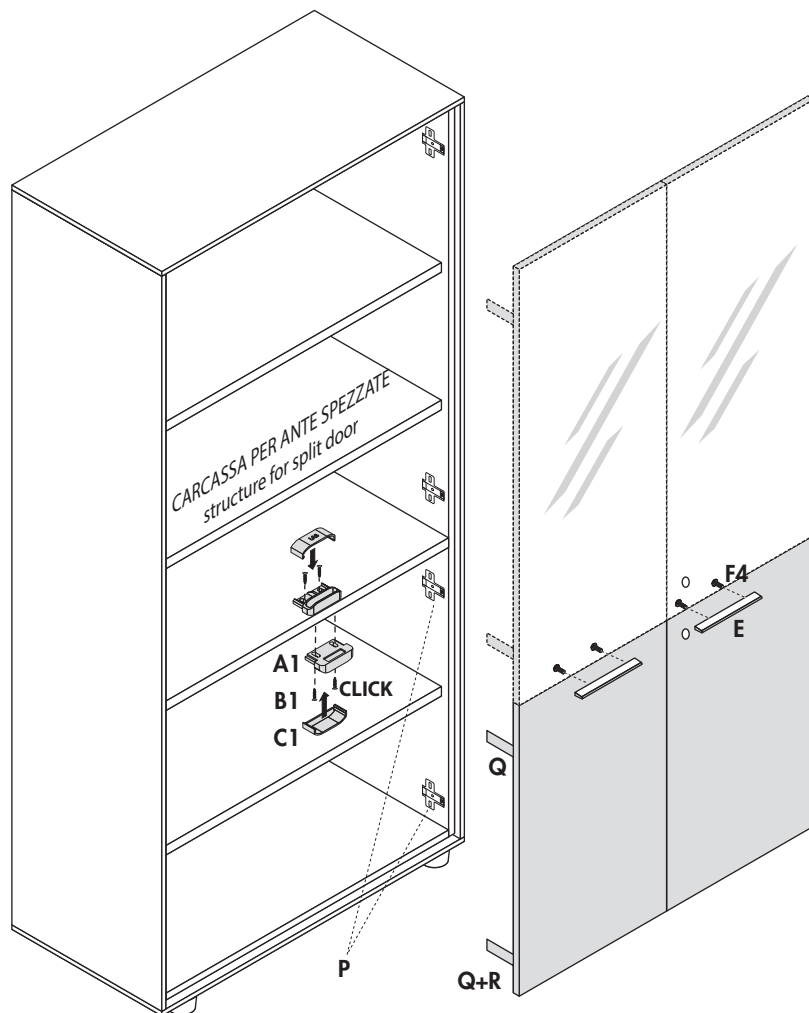
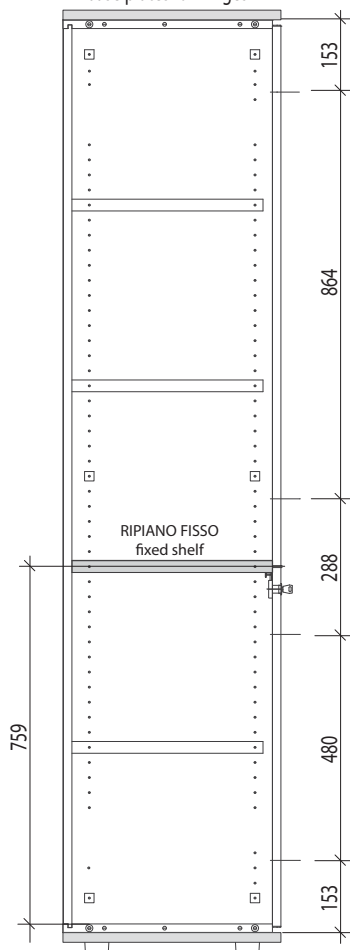


4c Premere la parte posteriore della cerniera per agganciare.
Press down the rear part of the hinge to Click on.

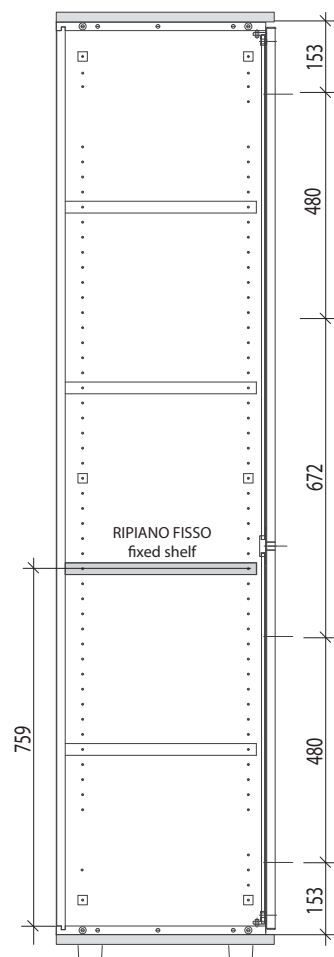
SEGUE
assembling in the following page



MONTAGGIO BASETTE
PER CERNIERE
base plates for hinges



MONTAGGIO BASETTE
PER CERNIERE
base plates for hinges



CODE	COLOUR
507140607	NERO black

R1
x 2

